
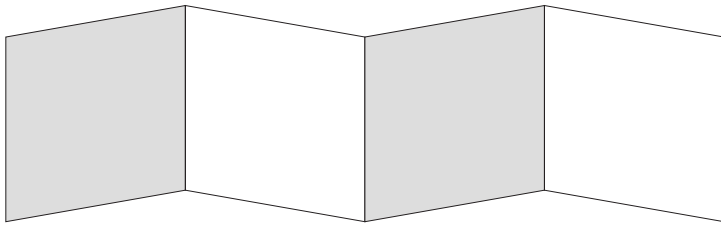


1

Cut a sheet of paper into thirds, cutting across the width when holding the paper in landscape orientation.





2

Fold one strip accordion style —three folds that divide the strip into four equal sections.

3

With the strip still folded accordion style, draw the shape of a heart, allowing the heart edges to go over the side.



4

Cut around the heart shape, make sure that you leave the edges intact and connected.

5

Unfold the paper and you should have four connected hearts!

What to Do:

Print one for each small group.